


Aisle Bright

LED trunking mounted luminaire



The Aisle Bright is a LED driven linear mounted luminaire with a slim low profile and a hinged front panel for easy installation. It's an energy efficient alternative to traditional fluorescent light fittings for retail, industrial and commercial applications. With different length options, and lumen output variations, the Aisle Bright delivers perfectly distributed light.

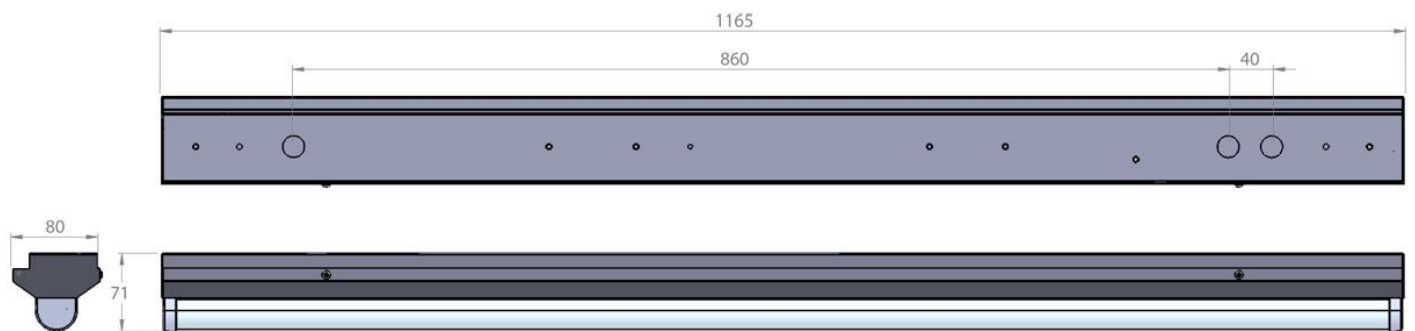


- **Over 76% efficiency gains verses comparative fluorescent**

- Ideal for retail
- Available in 1165 and 1725mm lengths
- High output versions
- Ultra low maintenance
- Anti-glare diffuser
- Emergency options




































Range design



Aisle Bright

LED trunking mounted luminaire

Range specification data

	Aisle Bright 100	Aisle Bright 200	Aisle Bright 300	Aisle Bright 400
Specification				
 Alternative to	T5/T8/T12 Battens	T5/T8/T12 Battens	T5/T8/T12 Battens	T5/T8/T12 Battens
 Efficiency	62%	62%	62%	62%
 Maintenance	Low	Low	Low	Low
 Dimensions (mm)	1165 x 80 x 70 mm	1165 x 80 x 70 mm	1725 x 80 x 70 mm	1725 x 80 x 70 mm
 IP Rating	20	20	20	20
 Lumen output	2,940 lm	5,377 lm	4,411 lm	8,065 lm
 Power consumption	28 W	49 W	42 W	73 W
 System efficiency	105 l/cW	110 l/cW	105 l/cW	110 l/cW
 CRI	>80	>80	>80	>80
 Colour temperature	4000K	4000K	4000K	4000K
 Flicker-free	Yes	Yes	Yes	Yes
 Instant start up	Yes	Yes	Yes	Yes
 Warranty	5 years	5 years	5 years	5 years
 Lifespan estimate	50,000 hours	50,000 hours	50,000 hours	50,000 hours
Mount Options				
Suspended				
Surface				
BESA				
Exposed T Ceilings				
Options				
Low glare diffuser				
Integral Emergency				

All Constant Lighting luminaires are designed and manufactured in Manchester allowing us to have the ability to tailor our designs to match your exact requirements.