


Sky Low Bay

LED low bay luminaire

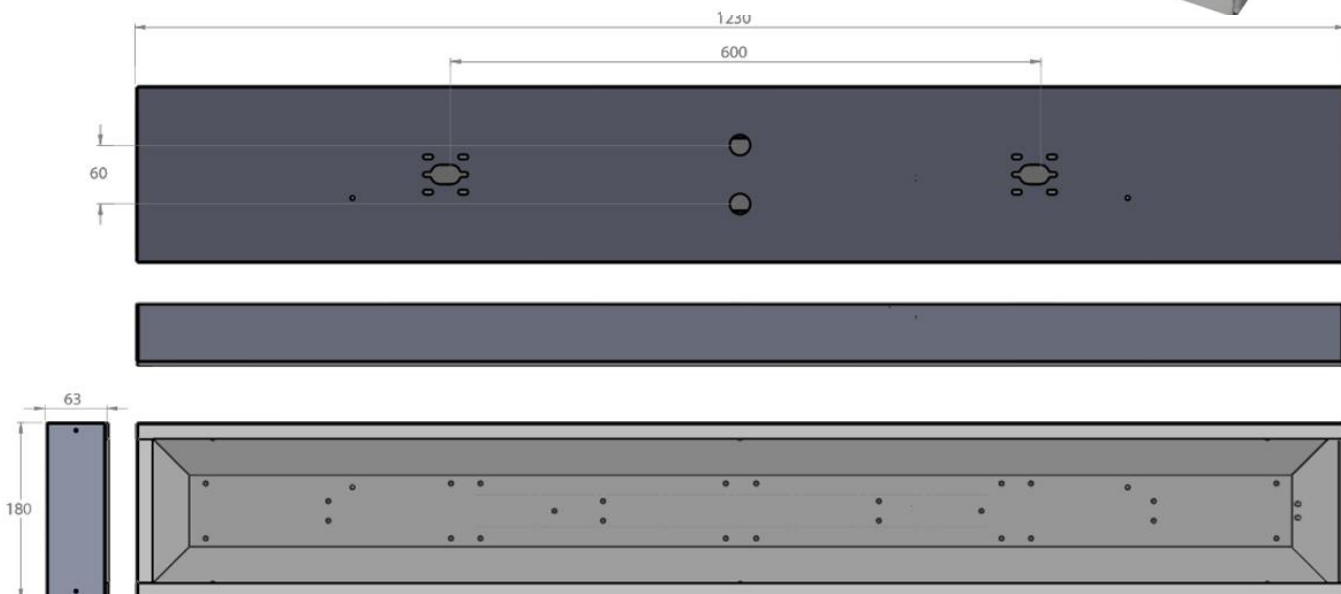


The Sky Low-Bay LED luminaires are designed to output a high quality light ideal for lower height ceilings up to 5m. Extremely energy efficient, quick and easy to install.



- **Over 60% efficiency gains verses comparative fluorescent**
- Designed for industrial environments and warehousing
- Clear and brighter working environment
- Flat fronted design for safety in industrial environments
- Low maintenance, perfect for industrial ceiling installations
- Aluminium body for improved thermal management


Range design



Sky Low Bay

LED low bay luminaire

Range specification data

Sky Low Bay 100	
Specification	
 Alternative to	T5/T8/T12 Tubes
 Efficiency	62%
 Maintenance	Low
 Dimensions (mm)	1230 x 180 x 63 mm
 IP Rating	20
 Lumen output	6,422 lm
 Power consumption	54 W
 System efficiency	119 l/cW
 CRI	>80
 Colour temperature	4000K
 Flicker-free	Yes
 Instant start up	Yes
 Warranty	5 years
 Lifespan estimate	50,000 hours
Mount Options	
Suspended	
Surface	
BESA	
Exposed T Ceilings	
Options	
Low glare diffuser	
Integral Emergency	

All Constant Lighting luminaires are designed and manufactured in Manchester allowing us to have the ability to tailor our designs to match your exact requirements.